

MICRO 1001

240 v.a.c. 50/60 Hz PIN CHAIN LUBRICATOR

RELIABLE

EFFECTIVE


CLEAN

FOR PIN CHAINS USED IN CAN DECORATING

- Lubricates the chain through two micro-diameter (.009 inch) ruby orifices.
- Reduces downtime and manual labor
- Cleans chain before lubrication and forces lubricant into chain
- Saves time, work, and money
- Controlled lubricant output reduces flinging at sprockets
- Extends the life the pin chain and sprockets
- Reduces drive power requirements and energy consumption
- Uses almost any lubricant




RESERVOIR & CONTROLLER



INJECTOR, FLOW SENSOR, LUBRICATION, CLEANING, AND FORCING NOZZLES

The MICRO 1000 lubricator uses three different nozzle pairs to clean, lubricate, and force lubricant into the chain.

The two high velocity cleaning nozzles clean the chain before lubricant is applied.




CLEANING NOZZLES
(before lubrication)

The two micro-diameter lubrication nozzles apply a minute controlled film of lubricant to the chain.



LUBRICATION NOZZLES

The two controlled velocity forcing nozzles push the lubricant into the wear areas of the chain and also remove excess lubricant from chain.



FORCING NOZZLES
(after lubrication)

G. P. Reeves Inc. 12764 Greenly Street Holland, MI 49424

Phone: 888.399.8893

Fax: 616.399.8867

Web Site: <http://gpreeves.com>

CLEAN AND RELIABLE

A programmable count controller (PCC) with a four-line interface panel controls the frequency and duration of the lubricant applications. An inductive proximity sensor located adjacent to the chain or a chain sprocket inputs to the PCC. Lubricant will not be dispensed when chain is not moving. The controller has count and progress memory even during electrical power interruptions.

CONTROLLED LUBRICANT FLOW

Two 24 inch long micro-diameter ruby orifice nozzles (one for each side of the chain) dispense minute controlled amounts of lubricant onto the pin chain. Each nozzle has a .009 inch diameter jewel (ruby) orifice. The lubricant pressure and volume are controlled by a sensitive pressure regulator with gauge and a precision flow sensor monitors the lubricant flow to both nozzles. Lubricant flow is based on lubricant viscosity and pressure. The chart below shows demonstrated lubricant flow of a single nozzle.

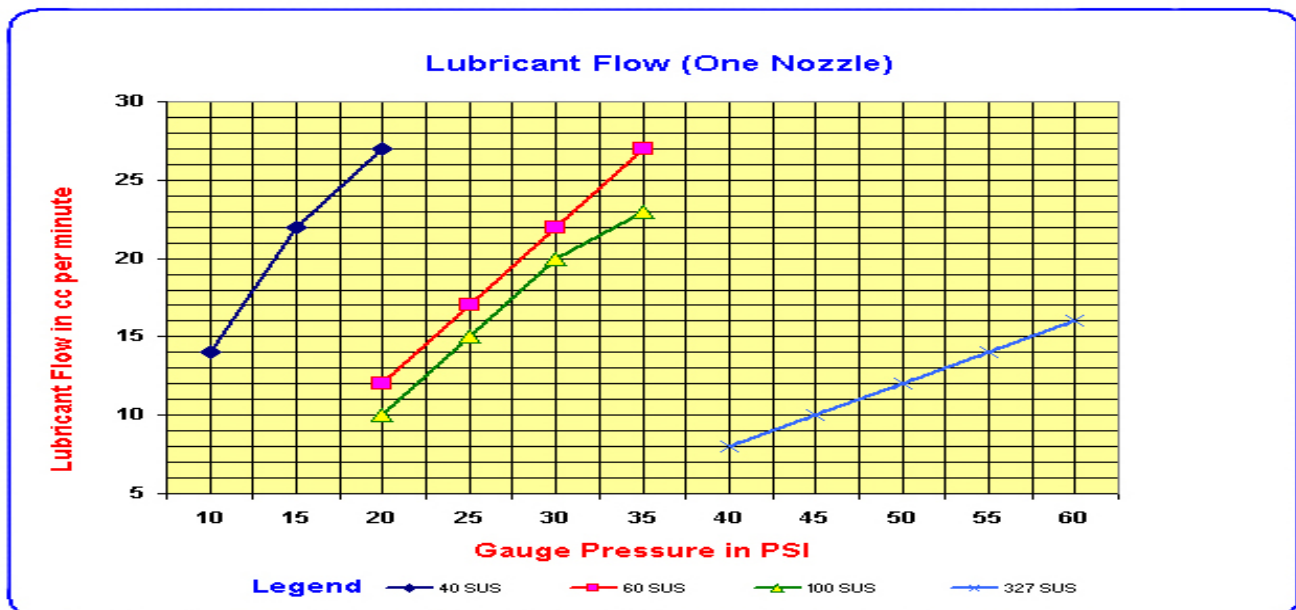
CONTROLLED CLEANING AND FORCING

Air solenoid valves, pressure regulators, and small air nozzle orifices facilitate precise control of the compressed air used for cleaning the chain prior to lubrication and for forcing the lubricant into the chain.

STANDARD FEATURES

- Compressed air filter-regulator with gauge
- 5 gallon lubricant reservoir
- Low level float switch and pilot light
- Programmable count controller (PCC)

GENERAL SPECIFICATIONS	
Lubricant	Oil: viscosities between 20 and 400 SUS @100° F. Lubricant should not require agitation.
Maximum chain speed	None
Reservoir size	5 gallon (19 liter)
Lubricant nozzle	Two included with .009 inch diameter jewel (ruby) orifice
Input power	240 v.a.c. 50/60 Hz
Compressed Air	80 p.s.i. recommended
Ambient Temperature	50 to 120° F.
Cleaning Nozzles	Two included and each has .035 inch diameter orifice
Forcing Nozzles	Two included and each has .035 inch diameter orifice
Dimensions of pump/reservoir/controller.	33" wide, 15" deep, and 18" high.
Shipping weight	135 lb. (61 Kg)
Proximity sensor	Non-contact inductive with Micro connector
Collecting Pans under nozzles	By User



G. P. Reeves Inc. 12764 Greenly Street Holland, MI 49424

Phone: 888.399.8893

Fax: 616.399.8867

Web Site: <http://gpreeves.com>